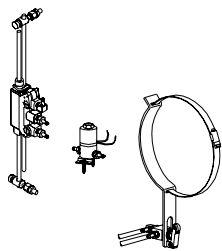
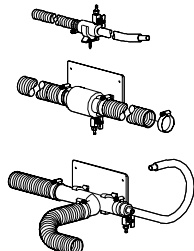


Templex Compressed Air Operated Waste Removal Products: Systems & Components

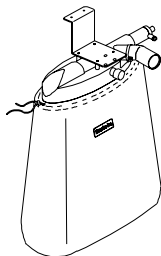
Templex Waste Removal Systems utilize compressed air to create vacuum. Systems are available for use on all types of sewing machines and applications. Selecting a system for your application is as easy as 1-2-3. Each system consists of a Waste Funnel and Vacuum Unit for waste removal, an Air Activation Switch to start and operate the system, and a Waste Collection Container to receive and store waste. Also see our **Vac-Bag** combo's on page 9.




Air Activation Switches
Patent No 5,716,039



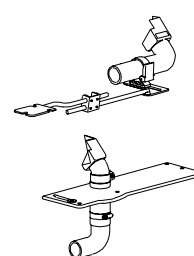
Vacuum Units
Patent No. 4,764,058



Vac-Bag
Patent No. 4,764,058



Waste Collection Containers



Waste Funnels
Patent No. 4,709,645

Note: Waste Removal Systems - Are available separately or as a combined assembly such as **Vac-Bag Combos** on page 9. Assemblies are available for almost all models of machines, and for how those machines can be mounted: top mounted, semi-submerged, or fully submerged.

- 1. Air activation switches** - A variety of switches are available for use on clutch type or electronic motors and for special applications. For clutch motors, use a Lite-Touch treadle rod air switch to activate vacuum only when the machine is sewing. For electronic motors use a Lite-Touch series treadle air switch or an electric solenoid valve which activates the vacuum only when the machine is running, beginning with the first stitch. Use the motor mounted air switch on pedestal mounted machines and Ergo stands with clutch motors. *Other switches, such as foot valves, toggle switches, pilot valves, and pilot valves with time delays, are also available.*
- 2. Vacuum Units** - Vacuum units use compressed air to create vacuum for operating the system. The four categories of vacuum units are: **Chain Vacuum Units** for cut chain removal; **Waste Vacuum Units** for trimmed waste and lint removal; **Chain & Waste Vacuum Units** for removal of chain, trimmed waste and lint; and **Chain & Waste Vacuum with Collection Units** (i.e. Vac-Bag) for removal and collection of chain, trimmed waste and lint. Units operate best at 80 PSI (5.5 Bar). Our patented **Chain & Waste Removal Units** recycle exhaust air from the chain vacuum unit to create a second vacuum for the removal of trim waste. Vacuum is created for two functions at the energy cost of only one. Waste and chain & waste units are available in 1½", and 2" for various sizes of trimmed waste.
- 3. Waste Collection Containers** - Receive and store waste. All waste collection containers have an inlet where waste enters, a storage area for waste to accumulate, and a filter to clean exhausted air. Two styles of collection containers are offered: waste canisters and waste bag units. Waste canisters locate next to the machine while waste bag units attach to the table top.
- 4. Waste Funnels** - Available in 1", 1½", or 2" depending on size of trimmed waste. Each of our patented funnel assemblies are designed to fit close to and surround the trimming knives with vacuum which captures dust and lint as well as the trimmed waste. Funnel assemblies mount directly to the machine casting using existing screw holes, or directly to the table top and swing-away or snap-out to allow machine maintenance. Other waste funnels are for non-sewing uses or applications that are not listed and require a custom approach.
- 5. Accessories** - Optional products such as mufflers or machine cleaning guns can be added during initial installation or at a later date. Mufflers can be installed on any vacuum unit to reduce sound, and are available in ½", 1", 1½", or 2" sizes. See page 8. Templex "2 N 1" Vacuum Cleaning Guns are compressed air operated and are ideal for removing the oily lint and debris from inside any sewing machine. See page 8.

How To Select a System

Order a Complete Waste Removal System - Complete Vac-Bag Combos are available for the following machines: Overlock / Safety Stitch, Cylinder Overlock, & Feed off The Arm (FOTA). See Page 9.

Order System Components

- 1. AIR ACTIVATION SWITCH** - See Page 5
 - Select TBV-110LT 3-position Lite-Touch treadle rod air switch for clutch type motors. Works with electronic motors as well.
 - Select the proper 2-way or 3-way 24 Volt DC Solenoid Valve for electronic motors with motor run signals.
 - Select TBV-121 motor mounted air switch for pedestal mounted Feed off The Arm machines with clutch motors.
- 2. VACUUM UNIT** - See Page 6
 - Will machine have a chain cutter? If Yes - Use chain removal assembly or chain & waste removal assembly. If No - Use waste removal only.
 - Size of trimmed waste - Select system based on the size of waste to be collected:
NOTE: Trimmed waste that is ¾" wide, use 1" or 1½" systems • Up to 1¼" wide, use 1½" systems • Up to 1¾" wide, use 2" systems.
- 3. WASTE COLLECTION CONTAINER** - See Page 7
Select the appropriate waste canister or bag unit which best suits requirements and application.
- 4. WASTE FUNNEL** - See Pages 10, 11, 12
 - For Machine mounted waste funnels see pages 11. Order by Manufacturer and machine class. For multi-use waste funnels see page 10.
 - Select the correct waste funnel based on the size of the trimmed waste and how the machine head is mounted. ie. Semi-submerged or top of table, Fully-submerged or other. Match waste funnel size with vacuum unit selected. ie. 1.5" vacuum with 1.5" waste funnel.
- 5. ACCESSORIES** - See page 8, 9
 - Vacuum Cleaning Gun for cleaning machinery.
 - Docking Station & Cleaning Gun for cleaning machinery.
 - Mufflers - For near silent operation of waste removal products.